

# Completing the FASEA Exam Masterclass

All you need to know to access and complete our popular FASEA Exam Masterclass on-demand

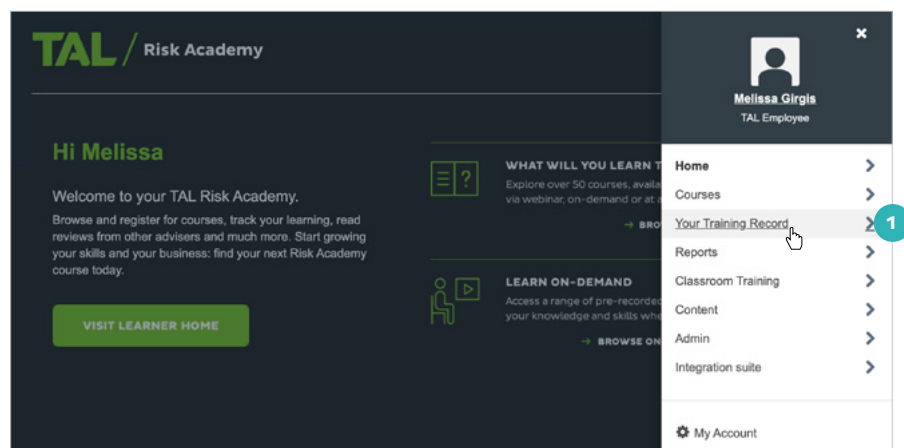
## TAL RISK ACADEMY QUICK REFERENCE GUIDE

### Launch Your Training Record

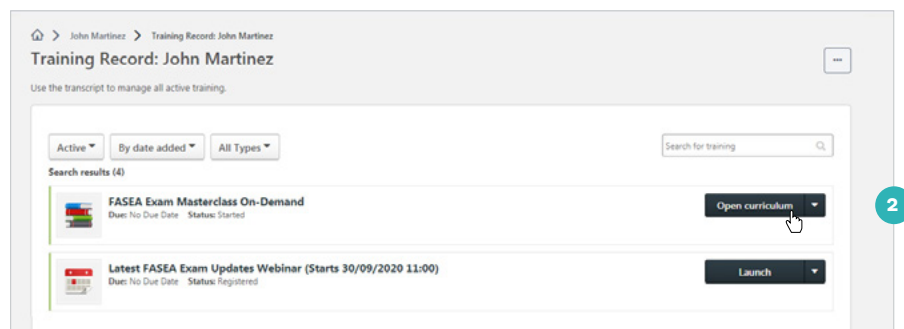
Get started by logging in to the TAL Risk Academy at [riskacademy.tal.com.au](http://riskacademy.tal.com.au).

Once you've logged in:

- 1 Navigate to 'Your Training Record' via the top menu



- 2 From Your Training Record, locate the 'FASEA Exam Masterclass On-demand' and then click 'Open curriculum'.



## Start the curriculum

3 On the curriculum page you'll see a list of modules that need to be completed in order to earn your CPD hours. Each module is mandatory, except 'Presentation Slides & Help Guide'

4 To start curriculum, first you need to watch the welcome video (which includes our disclaimer). Click 'Launch' to open the video

5 Once the video has finished, click 'Mark as Complete' to unlock the rest of the curriculum.

John Martinez Training Record: John Martinez FASEA Exam Masterclass On-Demand

### FASEA Exam Masterclass On-Demand

CURRICULUM PROGRESS

0%

- PRESENTATION SLIDES, WORKBOOK & HELP GUIDE
- PART 1. EXAM PREPARATION
- PART 2. APPLIED ETHICAL AND PROFESSIONAL REASONING
- PART 3. FINANCIAL ADVICE REGULATORY AND LEGAL OBLIGATIONS
- PART 4. FINANCIAL ADVICE CONSTRUCTION
- TEST

This is our On-demand Masterclass, for self-paced learning. It includes a curated library of videos and exercises to guide you through, when you are ready to learn. You can view videos as many times as you like, even once you have completed the course. **If you are interested in live training instead, please click here for our Virtual Classroom availability.**

The Financial Adviser Examination is an essential component of the educational qualifications that all advisers will need to pass before they can provide personal advice to retail clients. Existing advisers are required to pass the exam. New entrants or those returning to the industry are required to pass the exam before quarter three of their professional year. The FASEA Masterclass is designed to support advisers in the preparation for the exam, providing key information to be aware of, the materials to be across and how to prepare to be successful with the test, first time.

**Payment Information**

This course costs just \$55 to complete. To pay, please have your credit card handy. Once you request the training, you will be sent a confirmation email with a link to make payment. We accept VISA and MasterCard. All proceeds are donated to charity.

**If you do not receive this email within 30 minutes, please contact us at [riskacademy@tal.com.au](mailto:riskacademy@tal.com.au) to complete your enrolment.**

**Instructions for Navigation & Completion**

We recommend you complete the course in the order listed, but you can complete in any order you wish. The headings to the left under the progress circle are a clickable menu. To get back to this front page at any time, simply click on the top heading (in grey) "FASEA Exam Masterclass On-Demand". Please note all exercises will open in new windows - you must have pop ups enabled to view them. [For a comprehensive help guide, please click here.](#)

If you need any additional help navigating through this curriculum, you can call us on 1800 748 682 or email [riskacademy@tal.com.au](mailto:riskacademy@tal.com.au).

**Welcome to the FASEA Exam Masterclass On-Demand - Information & Disclaimer** **Launch**

Status: Registered Due: No Due Date Training Hours: 5 min  
You must watch this video first & mark it as "Complete" to continue with the rest of your training.

**Presentation Slides, Workbook & Help Guide** **View Details**

100% Completed: 0 Min. required: 0 Total courses: 1

**Part 1. Exam Preparation** **View Details**

0% Completed: 0 Min. required: 5 Total courses: 5

If you do not receive this email within 30 minutes, please contact us at [riskacademy@tal.com.au](mailto:riskacademy@tal.com.au) to complete your enrolment.

**Instructions for Navigation & Completion**

We recommend you complete the course in the order listed, but you can complete in any order you wish. The headings to the left under the progress circle are a clickable menu. To get back to this front page at any time, simply click on the top heading (in grey) "FASEA Exam Masterclass On-Demand". Please note all exercises will open in new windows - you must have pop ups enabled to view them. [For a comprehensive help guide, please click here.](#)

If you need any additional help navigating through this curriculum, you can call us on 1800 748 682 or email [riskacademy@tal.com.au](mailto:riskacademy@tal.com.au).

**Welcome to the FASEA Exam Masterclass On-Demand - Information & Disclaimer**

Status: Started Due: No Due Date Training Hours: 5 min  
You must watch this video first & mark it as "Complete" to continue with the rest of your training.

**Agenda**

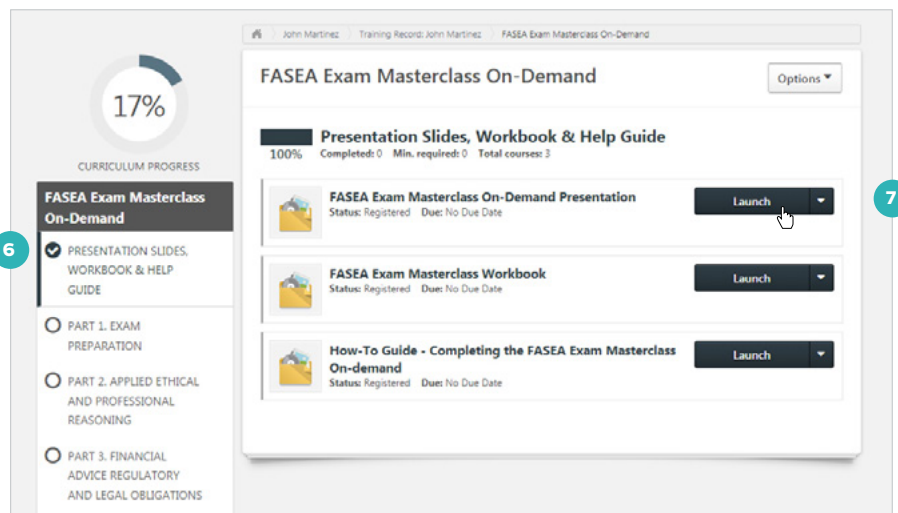
- 01 Exam Preparation
- 02 Applied Ethical and Professional Reasoning
- 03 Financial Advice Regulatory and Legal Obligations
- 04 Financial Advice Construction Requirements
- 05 Test

**Close** **Mark as complete**

## Download the presentation PDF

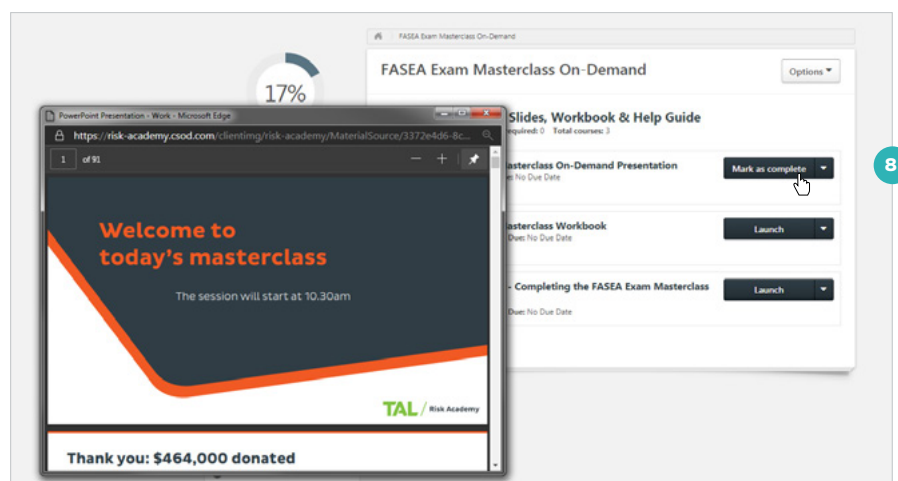
It's a good idea to download the presentation at this stage so you can follow along in each module:

- 6 Click 'Presentation Slides & Help Guide' in the left-hand navigation
- 7 Click 'Launch' to download the PDF (this will open in a new window, so make sure you have pop-ups enabled)



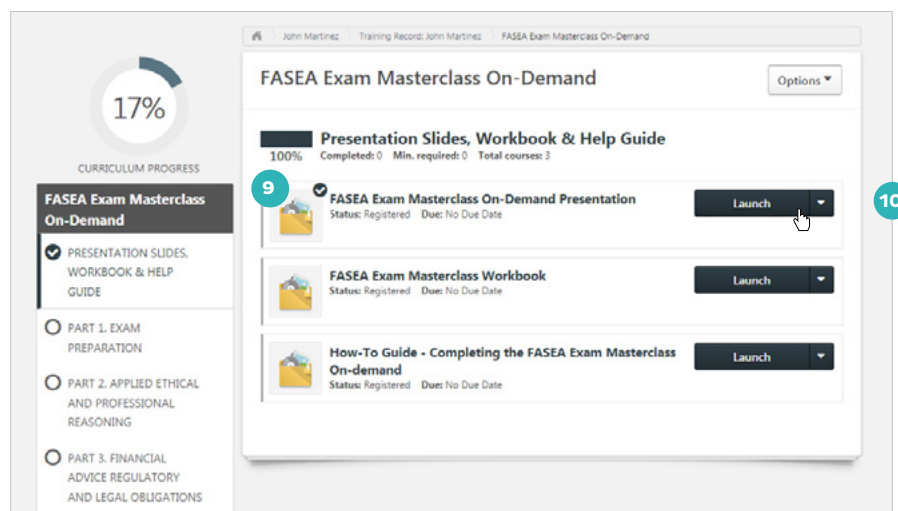
The screenshot shows the 'FASEA Exam Masterclass On-Demand' interface. On the left, a 'CURRICULUM PROGRESS' sidebar shows 'PRESENTATION SLIDES, WORKBOOK & HELP GUIDE' selected with a checkmark. The main content area is titled 'Presentation Slides, Workbook & Help Guide' and shows a 100% completion status. It lists three items: 'FASEA Exam Masterclass On-Demand Presentation', 'FASEA Exam Masterclass Workbook', and 'How-To Guide - Completing the FASEA Exam Masterclass On-demand'. Each item has a 'Launch' button. A '7' in a teal circle is on the right side of the image.

- 8 Once the PDF has downloaded, click 'Mark as Complete' next to that module



The screenshot shows the same interface as above, but with a PowerPoint presentation open in a new window. The presentation slide says 'Welcome to today's masterclass' and 'Thank you: \$464,000 donated'. The 'FASEA Exam Masterclass On-Demand Presentation' item in the main list now has a 'Mark as complete' button instead of 'Launch'. A '8' in a teal circle is on the right side of the image.

- 9 A check mark will appear to confirm it's complete
- 10 The 'Mark as Complete' button will also change back to 'Launch', letting you revisit this module later on if you want to. You can view any item in the curriculum (except for the test) as often as you like.



The screenshot shows the same interface as above, but the 'Mark as complete' button has changed back to 'Launch'. A checkmark is visible next to the 'FASEA Exam Masterclass On-Demand Presentation' item. A '9' in a teal circle is on the left side of the image, and a '10' in a teal circle is on the right side of the image.

## Work through the curriculum

11 Use the left-hand navigation to move through each module. You can return to the course home page at any point by clicking 'FASEA Exam Masterclass On-demand' in the left-hand navigation

12 Each module includes videos and exercises you need to complete: click 'Launch' next to each item to open them. Once you've finished a video or exercise, make sure to click 'Mark as Complete'

13 The progress indicator and check marks will update as you go so you can see how far along you are

14 Your progress is also tracked alongside each section.

**Quick tip:** we recommend completing the sections in order, but you can move through them however you'd like. And you can complete them at your own pace: all your progress is saved automatically, so just close the window and come back when it suits you.

FASEA Exam Masterclass On-Demand

CURRICULUM PROGRESS 20%

FASEA Exam Masterclass On-Demand

- PRESENTATION SLIDES, WORKBOOK & HELP GUIDE
- PART 1. EXAM PREPARATION
- PART 2. APPLIED ETHICAL AND PROFESSIONAL REASONING
- PART 3. FINANCIAL ADVICE REGULATORY AND LEGAL OBLIGATIONS
- PART 4. FINANCIAL ADVICE CONSTRUCTION
- TEST

Part 1. Exam Preparation  
20% Completed: 1 Min. required: 5 Total courses: 5

- Part 1 | Introduction & Exam Preparation  
Status: Completed Due: No Due Date Training Hours: 17 min  
Understand how best to prepare for the FASEA Exam to optimise success and the materials you need to be across. **Launch**
- Part 1 | Exercise - FASEA Practice Exam Sample  
Status: Registered Due: No Due Date Training Hours: 10 min  
Complete this 10 minute exercise to understand the format and style of questions that will be in the FASEA Exam. **Launch**
- Part 1 | Exercise Review - FASEA Practice Exam Sample  
Status: Registered Due: No Due Date Training Hours: 18 min  
We share insights in to the types of questions you will receive and what FASEA are looking for with your answers. **Launch**
- Part 1 | Exam Planner  
Status: Registered Due: No Due Date Training Hours: 10 min  
Put your plan in place, commit to your exam date and consider how to divide up your time in preparation. **Launch**
- Part 1 | Understand Remote Proctoring  
Status: Registered Due: No Due Date Training Hours: 2 min  
If you are completing the test using Remote Proctoring, it involves sitting the exam under live supervision using your own computer. Watch this short video... **Launch**

FASEA Exam Masterclass On-Demand

CURRICULUM PROGRESS 50%

FASEA Exam Masterclass On-Demand

- PRESENTATION SLIDES, WORKBOOK & HELP GUIDE
- PART 1. EXAM PREPARATION
- PART 2. APPLIED ETHICAL AND PROFESSIONAL REASONING
- PART 3. FINANCIAL ADVICE REGULATORY AND LEGAL OBLIGATIONS
- PART 4. FINANCIAL ADVICE CONSTRUCTION
- TEST

This is our On-demand Masterclass, for self-paced learning. It includes a curated library of videos and exercises to guide you through, when you are ready to learn. You can view videos as many times as you like, even once you have completed the course. **If you are interested in live training instead, please click here for our Virtual Classroom availability.**

The Financial Adviser Examination is an essential component of the educational qualifications that all advisers will need to pass before they can provide personal advice to retail clients. Existing advisers are required to pass the exam. New entrants or those returning to the industry are required to pass the exam before quarter three of their professional year. The FASEA Masterclass is designed to support advisers in the preparation for the exam, providing key information to be aware of, the materials to be across and how to prepare to be successful with the test, first time.

**Payment Information**  
This course costs just \$55 to complete. To pay, please have your credit card handy. Once you request the training, you will be sent a confirmation email with a link to make payment. We accept VISA and MasterCard. All proceeds are donated to charity.  
**If you do not receive this email within 30 minutes, please contact us at riskacademy@tal.com.au to complete your enrolment.**

**Instructions for Navigation & Completion**  
We recommend you complete the course in the order listed, but you can complete in any order you wish. The headings to the left under the progress circle are a clickable menu. To get back to this front page at any time, simply click on the top heading (in grey) 'FASEA Exam Masterclass On-Demand'.  
Please note all exercises will open in new windows - you must have pop ups enabled to view them.  
[For a comprehensive help guide, please click here.](#)  
If you need any additional help navigating through this curriculum, you can call us on 1800 748 682 or email riskacademy@tal.com.au.

- Welcome to the FASEA Exam Masterclass On-Demand - Information & Disclaimer  
Status: Completed Due: No Due Date Training Hours: 5 min  
You must watch this video first & mark it as "Complete" to continue with the rest of your training. **Launch**
- 100% Presentation Slides, Workbook & Help Guide  
Completed: 3 Min. required: 0 Total courses: 3 **View Details**
- 100% Part 1. Exam Preparation  
Completed: 5 Min. required: 5 Total courses: 5 **View Details**
- 100% Part 2. Applied Ethical and Professional Reasoning  
Completed: 6 Min. required: 6 Total courses: 6 **View Details**

## Take the practice exam

Once you've completed all the sections in the curriculum, the final module is the practice exam.

Make sure you have everything you need downloaded, printed or saved: you won't have access to the other modules while you're taking the test, but it is an open book exam. The test takes about an hour, so make sure you have enough time set aside.

- 15 Click 'Launch Test' to get started

- 16 Read the exam instructions carefully, then click 'Continue'

- 17 Read the case study and work through the answers. The timer will show you how long you have remaining

- 17 At the end of each section of questions, click 'Next' to move on to the next case study

- 18 After the final question, click 'Summary'

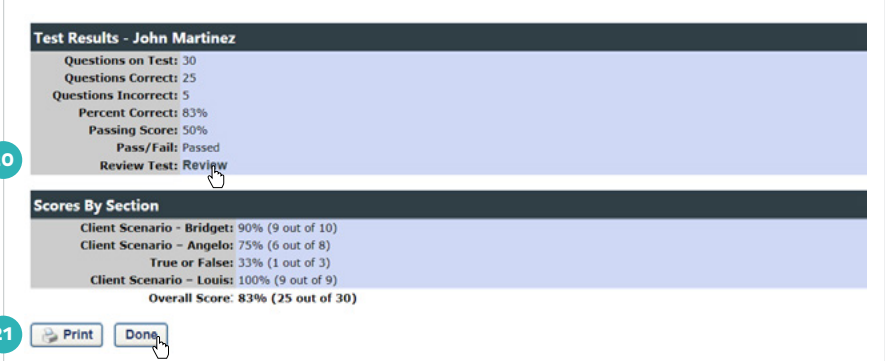
- 19 Check that you've answered every question and then click 'Submit Final Answers'.

SECTION	ANSWERED
Client Scenario - Bridget	10 of 10
Question 1 of 30	Answered
Question 2 of 30	Answered
Question 3 of 30	Answered
Question 4 of 30	Answered
Question 5 of 30	Answered
Question 6 of 30	Answered
Question 7 of 30	Answered
Question 8 of 30	Answered
Question 9 of 30	Answered
Question 10 of 30	Answered
Client Scenario - Angela	8 of 8
Question 11 of 30	Answered
Question 12 of 30	Answered
Question 13 of 30	Answered
Question 14 of 30	Answered
Question 15 of 30	Answered
Question 16 of 30	Answered
Question 17 of 30	Answered
Question 18 of 30	Answered
True or False	3 of 3
Question 19 of 30	Answered
Question 20 of 30	Answered
Question 21 of 30	Answered
Client Scenario - Lewis	9 of 9
Question 22 of 30	Answered
Question 23 of 30	Answered
Question 24 of 30	Answered
Question 25 of 30	Answered
Question 26 of 30	Answered
Question 27 of 30	Answered
Question 28 of 30	Answered
Question 29 of 30	Answered
Question 30 of 30	Answered



## View your results

- 20 The results page shows whether you've passed the exam and also allows you to review your answers by clicking 'Review'
- 21 Clicking 'Done' will take you back to the curriculum page.



**Test Results - John Martinez**

Questions on Test: 30  
Questions Correct: 25  
Questions Incorrect: 5  
Percent Correct: 83%  
Passing Score: 50%  
Pass/Fail: Passed  
Review Test: [Review](#)

**Scores By Section**

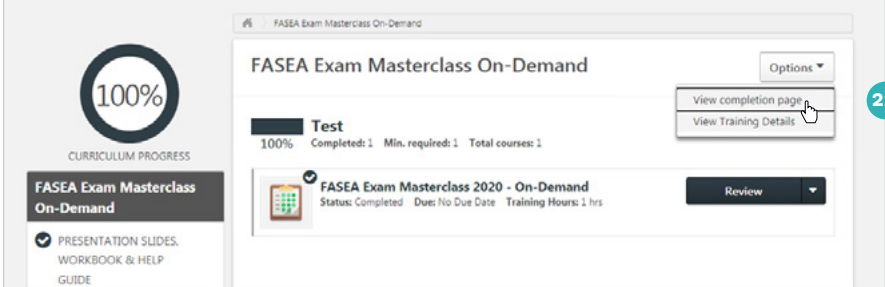
Client Scenario - Bridget: 90% (9 out of 10)  
Client Scenario - Angelo: 75% (6 out of 8)  
True or False: 33% (1 out of 3)  
Client Scenario - Louis: 100% (9 out of 9)  
**Overall Score: 83% (25 out of 30)**

[Print](#) [Done](#)

## Download your course certificate

Once you've successfully taken the practice exam, you can access your course certificate:

- 22 Select the 'Options' menu, then click 'View completion page'
- 23 On the Training Completion page, you can rate the course
- 24 And download a PDF of your course certificate.



FASEA Exam Masterclass On-Demand

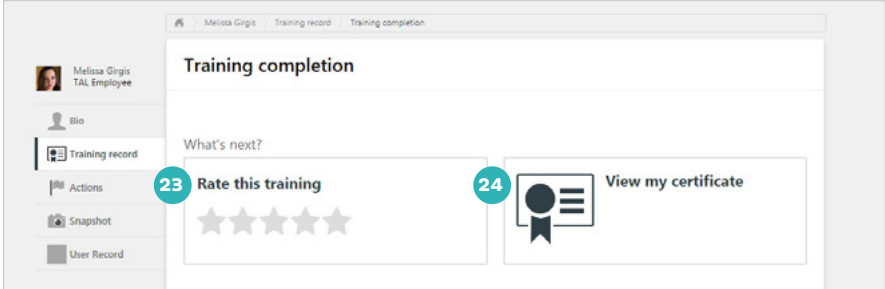
Options ▾

View completion page  
View Training Details

**Test**  
100% Completed: 1 Min. required: 1 Total courses: 1

FASEA Exam Masterclass 2020 - On-Demand  
Status: Completed Due: No Due Date Training Hours: 1 hrs

Review ▾



Melissa Girgis TAL Employee

Bio  
Training record  
Actions  
Snapshot  
User Record

**Training completion**

What's next?

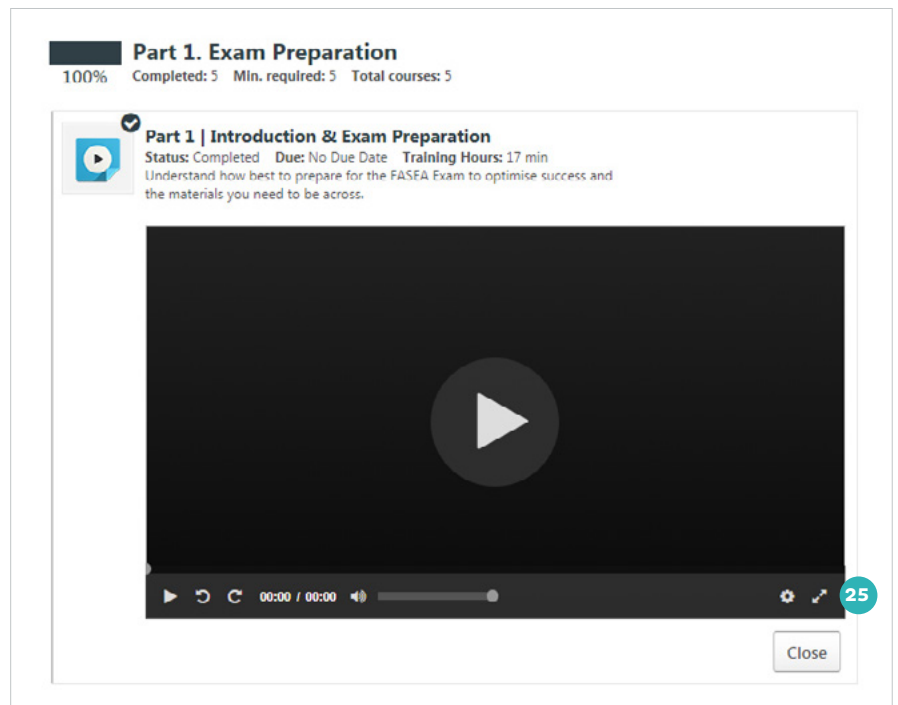
23 Rate this training

24 View my certificate

## Some handy tips

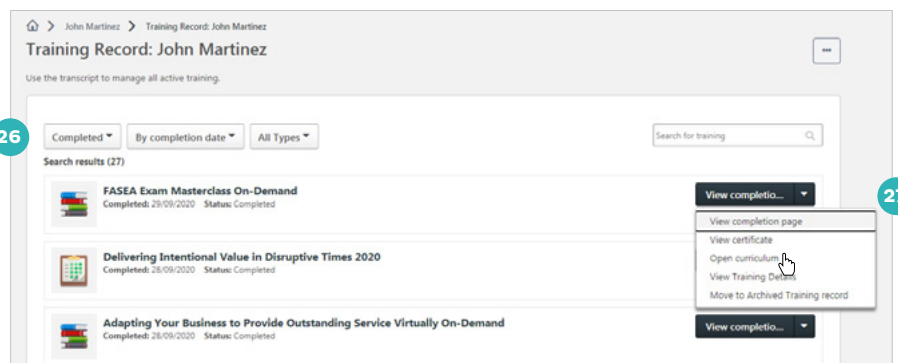
You can watch videos and launch exercises as often as you like. Make sure you have pop-ups enabled so course content loads correctly.

- 25 Videos open embedded into the page. You can watch them like that or select full screen mode by clicking the diagonal arrow icon in the lower right. Close full screen by hitting the escape key



You can come back to review the FASEA Exam Masterclass content even after you've completed through Your Training Record:

- 26 Choose 'Completed' from the status dropdown
- 27 Click 'Open curriculum' next to the course name.



If you need a hand, contact the Risk Academy team on **1800 748 682** or via email at [riskacademy@tal.com.au](mailto:riskacademy@tal.com.au)

[riskacademy.tal.com.au](http://riskacademy.tal.com.au)